



F R I E D R I C H

1 8 8 3



PORTABLE AIR CONDITIONERS

Features

- 3-IN-1 SYSTEM: Air conditioner, dehumidifier and fan
- Dual hoses for closed loop cooling and exhaust functions for up to 40% faster, more effective cooling
- Self evaporative condensate system means no bucket to empty
- Condensate overflow protection- if tank should become full, the unit will automatically shut off and unit can be drained through the water outlet drain
- 24 hour timer
- 3 fan speeds
- Plugs into standard 115 volt outlet
- Washable, antimicrobial air filter
- Auto restart after power outage
- Window kit fits both vertical and horizontal window openings
- All installation accessories included



TOP MOUNTED DIGITAL CONTROLS

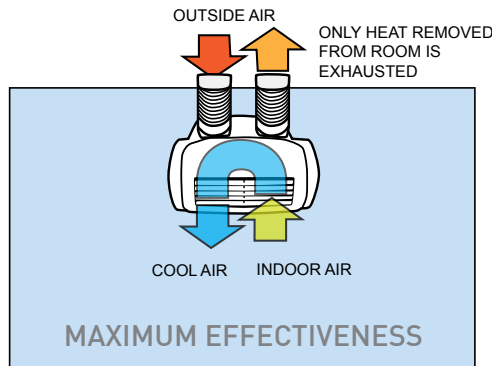
DUAL HOSE DESIGN FOR UP TO 40% FASTER COOLING

PORTABLE AIR CONDITIONERS

Dual hose design provides up to 40% faster cooling and greater energy efficiency than single hose models.

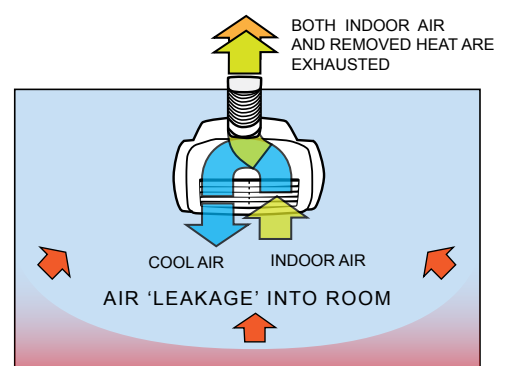


DUAL HOSE DESIGN



Only indoor air is conditioned and returned into the room. Indoor air is not rejected (wasted) and vented outside. The room is cooled up to 40% faster with greater energy efficiency.

SINGLE HOSE DESIGN



Single hose design relies on air 'leakage' from doors and windows to make up for air volume lost as indoor air is exhausted outside. The room takes longer to cool using more energy.

Ideal for these applications

- Workshops and garages
- Home offices
- Dorm rooms
- Bedrooms, attics and basements
- Sunrooms/ enclosed patios
- Supplemental or emergency cooling anywhere

Specifications

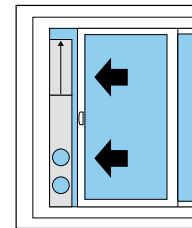
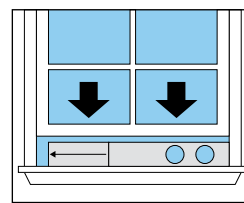
Model		P09B	P12B
PERFORMANCE			
Cooling Capacity	Btu	9300	11600
Energy Efficiency Rating	EER	9.4	8.8
Air Movement	CFM	212	235
Moisture Removal	Pts/hr.	5.0	6.0
SPECIFICATIONS			
Rated Current	Amps	10.8	11.5
Refrigerant Type		R410A	
Power Supply	Volts	115	
Dimensions- Inches	W	19 1/4	
	H	33 1/2	
	D	15 1/2	
Net Weight	Lbs.	89	90

Model	Circuit Rating Breaker or T-D Fuse	Plug Face (NEMA#)	Wall Outlet Appearance	Power cord length
P09B, P12B	125V - 15A	5 - 15P		6 ft.

Portable Accessories

DUAL INTAKE/ EXHAUST HOSES (Included)
Flexible, heavy duty intake/ exhaust hoses extend from 2' to 5'. The hoses can be vented through a window or through a wall opening to the outside.

WINDOW SLIDER KIT (Included)



Fits HORIZONTAL or VERTICAL WINDOWS
WINDOW OPENING:
Minimum: 26"* Maximum: 46"

* Window slider kit can be trimmed to fit a smaller opening.

Due to continuing research in new energy-saving technology, specifications are subject to change without notice.



FRIEDRICH

Friedrich Air Conditioning Co. | 10001 Reunion Place, Suite 500 | San Antonio, TX 78216 | 800.541.6645 | fax 210.357.4480
www.friedrich.com

